

**Mukand Ltd.**

**Regd. Office :** Bajaj Bhawan, 3rd Floor  
Jamnalal Bajaj Marg  
226 Nariman Point, Mumbai, India 400 021  
Tel : 91 22 6121 6666 Fax : 91 22 2202 1174  
www.mukand.com

**Kalwe Works :** Thane-Belapur Road  
Post office Kalwe, Thane, Maharashtra  
India 400 605  
Tel : 91 22 2172 7500 / 7700 Fax : 91 22 2534 8179  
CIN : L99999MH1937PLC002726

SH/ST\_EX/NSE/CL\_35/Q-1/2015-2016/  
July 20, 2015

By Hand Delivery

National Stock Exchange of India Ltd.  
Listing Department  
Exchange Plaza 5th Floor  
Plot No. C/1 G Block  
Bandra Kurla Complex  
Bandra East, MUMBAI 400 051

**ISIN No.: INE304A01026**  
**SYMBOL: MUKANDLTD**

Dear Sirs,


**Reg: Shareholding Pattern as required under Clause 35 of the Listing Agreement**

Pursuant to Clause 35 of the Listing Agreement, we enclose herewith the Shareholding Pattern, as per the new format, for the quarter ended **June 30, 2015**.

Kindly acknowledge.

Thanking you.


Yours faithfully,  
For MUKAND LTD.



K J Mallya  
Company Secretary  
(kjmallya@mukand.com)

Encl: a.a.

E:\BBP1\KARVY\QTLY REPORT\CL-35 SUBMISSION TO STOCK EXCHANGE\CL35-COVRGLTR.doc



**Mukand Ltd.**

**Regd. Office :** Bajaj Bhawan, 3rd Floor  
Jamnalal Bajaj Marg  
226 Nariman Point, Mumbai, India 400 021  
Tel : 91 22 6121 6666 Fax : 91 22 2202 1174  
www.mukand.com

**Kalwe Works :** Thane-Belapur Road  
Post office Kalwe, Thane, Maharashtra  
India 400 605  
Tel : 91 22 2172 7500 / 7700 Fax : 91 22 2534 8179  
CIN : L99999MH1937PLC002726

SH/ST\_EX/BSE/CL\_35/Q-1/2015-2016/  
July 20, 2015

By Hand Delivery

Bombay Stock Exchange Ltd.  
Listing Department  
Phiroze Jeejeebhoy Towers  
Dalal Street  
MUMBAI 400 023

**ISIN No.: INE304A01026**  
**SCRIP CODE: 500460**

Dear Sirs,

**Reg: Shareholding Pattern as required under Clause 35 of the Listing Agreement**

Pursuant to Clause 35 of the Listing Agreement, we enclose herewith the Shareholding Pattern, as per the new format, for the quarter ended **June 30, 2015**.

Kindly acknowledge.

Thanking you.

Yours faithfully,  
For MUKAND LTD.



K J Mallya  
Company Secretary  
(kjmallya@mukand.com)

Encl: a.a.



E:\BBP1\KARVY\QTLY REPORT\CL-35 SUBMISSION TO STOCK EXCHANGE\CL35-COVRGLTR.doc

## Statement showing Shareholding Pattern (as per Clause 35 of the Listing Agreement)

Table(I)(a)

Name of the Company  
BSE Scrip Code : 500460  
Quarter Ended

MUKAND LTD.  
NSE Scrip Name : MUKANLTD  
June 30, 2015

Category Code	Category of Shareholder	No of Shareholders	Total No of Shares	No of Shares held in Dematerialised Form	Total Shareholding as % age of total shares		Shares pledged or otherwise encumbered	
					As a % age of (A+B)	As a % age of (A+B+C)	Number of shares	as a % age
(i)	(ii)	(iii)	(iv)	(v)	(vi)	(vii)	(viii)	(ix) = (viii)/(iv)*100
<b>(A)</b>	<b>Shareholding of Promoter and promoter Group</b>							
<b>(1)</b>	<b>Indian</b>							
(a)	Individuals/ Hindu Undivided Family	19	3,73,20,648	3,73,20,648	26.39	26.39	1,76,59,815	47.32
(b)	Central Government/ State Government(s)	-	-	-	-	-	-	-
(c)	Bodies Corporate	18	6,37,17,305	6,37,17,305	45.06	45.06	38,81,200	6.09
(d)	Financial Institutions/Banks	-	-	-	-	-	-	-
(e)	Any other (Specify)	-	-	-	-	-	-	-
	<b>Sub-Total (A)(1)</b>	<b>37</b>	<b>10,10,37,953</b>	<b>10,10,37,953</b>	<b>71.45</b>	<b>71.45</b>	<b>2,15,41,015</b>	<b>21.32</b>
<b>(2)</b>	<b>Foreign</b>							
(a)	Individuals Non Resident Individuals/ Foreign Individuals	-	-	-	-	-	-	-
(b)	Bodies Corporate	-	-	-	-	-	-	-
(c)	Institutions	-	-	-	-	-	-	-
(d)	Qualified Foreign Investor	-	-	-	-	-	-	-
(e)	Any other (specify)	-	-	-	-	-	-	-
	<b>Sub-Total (A)(2)</b>	<b>0</b>	<b>0</b>	<b>0</b>	<b>0.00</b>	<b>0.00</b>	<b>0</b>	<b>0.00</b>
	<b>Total Shareholding of Promoter and Promoter Group (A)=(A)(1) + (A)(2)</b>	<b>37</b>	<b>10,10,37,953</b>	<b>10,10,37,953</b>	<b>71.45</b>	<b>71.45</b>	<b>2,15,41,015</b>	<b>21.32</b>
<b>(B)</b>	<b>Public Shareholding</b>							
<b>(1)</b>	<b>Institutions</b>							
(a)	Mutual Funds/UTI	6	2,125	1,124	0.00	0.00	-	-
(b)	Financial Institutions/Banks	39	1,01,195	97,050	0.07	0.07	-	-
(c)	Central Government/ State Government(s)	-	-	-	-	-	-	-
(d)	Venture Capital funds	-	-	-	-	-	-	-
(e)	Insurance Companies	3	72,44,583	72,44,583	5.12	5.12	-	-
(f)	Foreign Institutional Investors	10	30,963	0	0.02	0.02	-	-
(g)	Foreign Venture Capital Investors	-	-	-	-	-	-	-
(h)	Qualified Foreign Investor	-	-	-	-	-	-	-
(i)	Any Other	-	-	-	-	-	-	-
	<b>Sub-Total (B)(1)</b>	<b>58</b>	<b>73,78,866</b>	<b>73,42,757</b>	<b>5.22</b>	<b>5.22</b>	<b>0</b>	<b>0.00</b>
<b>(2)</b>	<b>Non-institutions</b>							
(a)	Bodies Corporate	584	97,00,346	92,57,483	6.86	6.86	-	-
(b)	Individuals							
I	(i) Individual shareholders holding nominal share capital up to Rs 1 lakh	41,826	1,03,12,787	93,42,479	7.29	7.29	-	-
II	(ii) Individual shareholders holding nominal share capital in excess of Rs. 1 lacs	228	96,40,765	94,70,697	6.82	6.82	-	-
(c)	Qualified Foreign Investor	0	0	0	0.00	0.00	-	-
(d)	Any other (Specify)	-	-	-	-	-	-	-
I	Clearing Members	38	58,827	58,827	0.04	0.04	-	-
II	NRI's	235	5,83,262	5,72,072	0.41	0.41	-	-
III	Trusts (Employee Welfare Funds)	2	23,67,014	23,67,014	1.67	1.67	-	-
IV	Non Promoter - Non Public Employee Welfare Funds	1	3,26,041	3,26,041	0.23	0.23	-	-
	<b>Sub-total (B)(2)</b>	<b>42,914</b>	<b>3,29,89,042</b>	<b>3,13,94,613</b>	<b>23.33</b>	<b>23.33</b>	<b>0</b>	<b>0.00</b>
	<b>Total Public Shareholding (B)=(B)(1) + (B)(2)</b>	<b>42,972</b>	<b>4,03,67,908</b>	<b>3,87,37,370</b>	<b>28.55</b>	<b>28.55</b>	<b>0</b>	<b>0.00</b>
<b>(C)</b>	<b>Shares held by custodians and against which depository receipts have been issued</b>							
I	Promoter & Promoter Group		0	0				
II	Public							
	<b>GRAND TOTAL (A)+(B)+(C)</b>	<b>43,009</b>	<b>14,14,05,861</b>	<b>13,97,75,323</b>	<b>100.00</b>	<b>100.00</b>	<b>2,15,41,015</b>	<b>15.23</b>

Note: Mukand Employees' Welfare Funds, Bajaj Electricals Ltd (BEL) Employees' Welfare Funds and Bajaj Holdings and Investment Ltd (BHIL) Employees' Welfare Funds (formerly known as Baiai Auto Ltd Employees' Welfare Funds) are holding shares in Mukand Ltd as under :-

	No. of shares	% to paid-up capital
Mukand Employees Welfare Funds	3,26,041	0.23
BEL Employees Welfare Funds	1,21,422	0.09
BHIL Employees Welfare Funds	22,45,592	1.59
	26,93,055	1.90


The above holdings were classified as Promoters' shareholdings until the Quarter ended 31 December, 2014.

Consequent upon the enactment of SEBI (Share based Employee Benefits) Regulations, 2014,


(a) The holdings of Mukand Employees Welfare Funds are reclassified as 'Non Promoter Non Public Shareholding' with effect from the Quarter ending 31 March, 2015.

(b) The holdings BEL Employees Welfare Funds and BHIL Employees Welfare Funds are reclassified as 'Public Shareholding' with effect from the Quarter ending 31 March, 2015.

Further, as the existing format of shareholding pattern does not have a separate category of shareholders as 'Non Promoter & Non Public Shareholding', the shareholding as at (a) above has been disclosed as 'Non Promoter - Non Public Employee Welfare Funds' under 'Any Other' category as Non-Institution Public Shareholding



Introductory sub-table (I)(a)			
Name of the Company: <b>MUKAND LIMITED</b>			
Scrip Code, Name of the scrip, class of security: <b>500460 (BSE), MUKANDLTD (NSE) - ISIN : INE304A01026</b>			
Quarter Ended : <b>30th June, 2015</b>			
Partly paid-up shares:-	No. of partly paid-up shares	As a % of total no. of partly paid-up shares	As a % of total no. of shares of the company
Held by promoter/promoter group	0	0.00	0.00
Held by public	0	0.00	0.00
<b>Total</b>	<b>0</b>	<b>0.00</b>	<b>0.00</b>
Outstanding convertible securities:- No. of outstanding securities		As a % of total no. of outstanding convertible securities	As a % of total no. of shares of the company, assuming full conversion of the convertible securities
Held by promoter/promoter group	0	0.00	0.00
Held by public	0	0.00	0.00
<b>Total</b>	<b>0</b>	<b>0.00</b>	<b>0.00</b>
Warrants:-	No. of warrants	As a % of total no. of warrants	As a % of total no. of shares of the company, assuming full conversion of warrants
Held by promoter/promoter group	0	0.00	0.00
Held by public	0	0.00	0.00
<b>Total</b>	<b>0</b>	<b>0.00</b>	<b>0.00</b>
<b>Total paid-up capital of the company, assuming full conversion of warrants and convertible securities</b>		<b>141405861</b>	<b>100.00</b>



## (1)(b) Statement showing holding of securities (including shares, warrants, convertible securities) of persons belonging to the category "Promoter and Promoter Group"

Sr. No.	Name of the shareholder	Details of Shares held		Encumbered shares (*)			Details of warrants		Details of convertible securities		Total shares (including underlying shares assuming full conversion of warrants and convertible securities) as a % of diluted share capital
		Number of shares held	As a % of grand total (A) + (B) + (C)	No.	As a percentage	As a % of grand total (A) + (B) + (C) of sub-clause (I)(a)	Number of warrants held	As a % total number of warrants of the same class	Number of convertible securities held	As a % total number of convertible securities of the same class	
(I)	(II)	(III)	(IV)	(V)	(VI)=(V)/(III)*100	(VII)	(VIII)	(IX)	(X)	(XI)	(XII)
1	Shri Rahul Bajaj	712044	0.50	0	0.00	0.00	0	0.00	0	0.00	0.50
2	Shri Niraj Bajaj	11476956	8.12	0	0.00	0.00	0	0.00	0	0.00	8.12
3	Shri Rajesh V Shah	7200842	5.09	5266297	73.13	3.72	0	0.00	0	0.00	5.09
4	Shri Suketu V Shah	7319018	5.18	4462100	60.97	3.16	0	0.00	0	0.00	5.18
5	Shri Sanjivnayan Bajaj	1787	0.00	0	0.00	0.00	0	0.00	0	0.00	0.00
6	Shri Shekhar Bajaj	733000	0.52	0	0.00	0.00	0	0.00	0	0.00	0.52
7	Shri Madhur Bajaj	706200	0.50	0	0.00	0.00	0	0.00	0	0.00	0.50
8	Shri Anant Bajaj	86400	0.06	0	0.00	0.00	0	0.00	0	0.00	0.06
9	Smt Minal Bajaj	192000	0.14	0	0.00	0.00	0	0.00	0	0.00	0.14
10	Smt Sunaina Kejriwal	1363	0.00	0	0.00	0.00	0	0.00	0	0.00	0.00
11	Smt Suman Jain	3744	0.00	0	0.00	0.00	0	0.00	0	0.00	0.00
12	Smt Anjana Viren Shah ( Nee Anjana Munsif )	30634	0.02	0	0.00	0.00	0	0.00	0	0.00	0.02
13	Shri Narendrakumar J Shah	99605	0.07	0	0.00	0.00	0	0.00	0	0.00	0.07
14	Smt Jyoti Shah	21117	0.01	0	0.00	0.00	0	0.00	0	0.00	0.01
15	Smt Bansri Rajesh Shah	3431542	2.43	3370042	98.21	2.38	0	0.00	0	0.00	2.43
16	Smt Czaee Sukumar Shah	4057212	2.87	3505330	86.40	2.48	0	0.00	0	0.00	2.87
17	Priyaradhika Rajesh Shah	960046	0.68	960046	100.00	0.68	0	0.00	0	0.00	0.68
18	Shri Kaustubh Rajesh Shah	96000	0.07	96000	100.00	0.07	0	0.00	0	0.00	0.07
19	Shri Rishabh Sukumar Vir	191138	0.14	0	0.00	0.00	0	0.00	0	0.00	0.14
20	Akhil Investments & Traders Pvt Ltd	260	0.00	0	0.00	0.00	0	0.00	0	0.00	0.00
21	Bachhraj & Co Pvt Ltd	3350692	2.37	0	0.00	0.00	0	0.00	0	0.00	2.37
22	Bachhraj Factories Pvt Ltd	1378168	0.97	0	0.00	0.00	0	0.00	0	0.00	0.97
23	Bajaj Holdings & Investment Ltd	8113564	5.74	0	0.00	0.00	0	0.00	0	0.00	5.74
24	Bajaj Sevashram Pvt Ltd	2500160	1.77	0	0.00	0.00	0	0.00	0	0.00	1.77
25	Baroda Industries Pvt Ltd	15726616	11.12	0	0.00	0.00	0	0.00	0	0.00	11.12
26	Jamnala Sons Pvt Ltd	26293322	18.59	0	0.00	0.00	0	0.00	0	0.00	18.59
27	Jeewan Limited	4785369	3.38	3200000	66.87	2.26	0	0.00	0	0.00	3.38
28	Mukand Engineers Ltd	1362400	0.96	681200	50.00	0.48	0	0.00	0	0.00	0.96
29	Niraj Holdings Pvt Ltd	8000	0.01	0	0.00	0.00	0	0.00	0	0.00	0.01
30	Kamalayan Investment & Trading Pvt Ltd	7000	0.00	0	0.00	0.00	0	0.00	0	0.00	0.00
31	Madhur Securities Pvt Ltd	7000	0.00	0	0.00	0.00	0	0.00	0	0.00	0.00
32	Rahul Securities Pvt Ltd	7000	0.00	0	0.00	0.00	0	0.00	0	0.00	0.00
33	Rupa Equities Private Limited	7000	0.00	0	0.00	0.00	0	0.00	0	0.00	0.00
34	Sanraj Nayan Investments Pvt Ltd	3494	0.00	0	0.00	0.00	0	0.00	0	0.00	0.00
35	Shekhar Holdings Pvt Ltd	7000	0.00	0	0.00	0.00	0	0.00	0	0.00	0.00
36	Sidya Investments Ltd	160000	0.11	0	0.00	0.00	0	0.00	0	0.00	0.11
37	Valiant Investments & Trades Pvt Ltd	260	0.00	0	0.00	0.00	0	0.00	0	0.00	0.00
<b>TOTAL</b>		<b>101037953</b>	<b>71.45</b>	<b>21541015</b>	<b>21.32</b>	<b>15.23</b>	<b>0</b>	<b>0.00</b>	<b>0</b>	<b>0.00</b>	<b>71.45</b>

(\*) The term "encumbrance" has the same meaning as assigned to it in regulation 28(3) of the SAST Regulations, 2011

Note: 1. 1,50,000 Shares of Mukand Ltd. acquired by Mr. Suketu V. Shah from Bahar Mercantile Ltd. on 31.3.2015 were credited to its demat account as on 1.4.2015

Note: 2. Mukand Employees' Welfare Funds, Bajaj Electricals Ltd (BEL) Employees' Welfare Funds and Bajaj Holdings and Investment Ltd (BHIL) Employees' Welfare Funds (formerly known as Bajaj Auto Ltd Employees' Welfare Funds) are holding shares in Mukand Ltd as under :-

	No. of shares	% to paid-up capital
Mukand Employees Welfare Funds	3,26,041	0.23
BEL Employees Welfare Funds	1,21,422	0.09
BHIL Employees Welfare Funds	22,45,592	1.59
	26,93,055	1.90


The above holdings were classified as Promoters' shareholdings until the Quarter ended 31 December, 2014.

Consequent upon the enactment of SEBI (Share based Employee Benefits) Regulations, 2014,

(a) The holdings of Mukand Employees Welfare Funds are reclassified as 'Non Promoter Non Public Shareholding' with effect from the Quarter ending 31 March, 2015,

(b) The holdings BEL Employees Welfare Funds and BHIL Employees Welfare Funds are reclassified as 'Public Shareholding' with effect from the Quarter ending 31 March, 2015.

Further, as the existing format of shareholding pattern does not have a separate category of shareholders as 'Non Promoter &amp; Non Public Shareholding', the shareholding as at (a) above has been disclosed as 'Non Promoter -Non Public Employee Welfare Funds' under 'Any Other' category as Non-Institution Public Shareholding.



**(I)(c)(i) Statement showing holding of securities (including shares, warrants, convertible securities) of persons belonging to the category "Public" and holding more than 1% of the total number of shares**


Sr. No.	Name of the shareholder	Number of shares held	Shares as a percentage of total number of shares {i.e., Grand Total (A)+(B)+(C) indicated in Statement at para (I)(a) above}	Details of warrants		Details of convertible securities		Total shares (including underlying shares assuming full conversion of warrants and convertible securities) as a % of diluted share capital
				Number of warrants held	As a % total number of warrants of the same class	Number of convertible securities held	% w.r.t total number of convertible securities of the same class	
1	LIFE INSURANCE CORPORATION OF INDIA	7228076	5.11	0	0.00	0	0.00	5.11
2	SHINANO RETAIL PRIVATE LIMITED	3579056	2.53	0	0.00	0	0.00	2.53
3	RAKESH SAJJAN GUPTA	2120511	1.50	0	0.00	0	0.00	1.50
								0.00
								0.00
<b>TOTAL</b>		<b>12927643</b>	<b>9.14</b>	<b>0</b>	<b>0.00</b>	<b>0</b>	<b>0.00</b>	<b>9.14</b>





(I)(d) Statement showing details of locked-in shares

Sr. No.	Name of the shareholder	Number of locked-in shares	Locked-in shares as a percentage of total number of shares {i.e., Grand Total (A)+(B)+(C) indicated in Statement at para (I)(a) above}
1	NIL	0	0.00
<b>TOTAL</b>		0	0.00





(II)(a) Statement showing details of Depository Receipts (DRs)

Sr. No.	Type of outstanding DR (ADRs, GDRs, SDRs, etc.)	Number of outstanding DRs	Number of shares underlying outstanding DRs	Shares underlying outstanding DRs as a percentage of total number of shares {i.e., Grand Total (A)+(B)+(C) indicated in Statement at para (I)(a) above}
1	NIL	NIL	0	0.00
<b>TOTAL</b>		<b>0</b>	<b>0</b>	<b>0.00</b>

